






MOTOR  
SCRUBBER  
RANGE  
CATALOGUE

 **Motor  
Scrubber**



## **FORGING A NEW GENERATION OF CLEANING MACHINES**

Built on quality, reliability and performance MotorScrubber are cleaning and hygiene experts renowned for manufacturing robust, heavy duty cleaning machines at their dedicated production facility in Sheffield, England. Constructed with versatility, longevity and the highest quality components in mind, MotorScrubber produce professional cleaning tools to be practically used all day every day. MotorScrubber are committed to innovation and product development and continually strive to bring you the very best in cleaning equipment.



## MOTORSCRUBBER RANGE IN USE

The MotorScrubber range of machines can be used for a multitude of cleaning and polishing tasks. Use MotorScrubber for tight areas, around toilets and secure fixtures, in swimming pools and water features, on stairs and walls and other out of reach places, vehicle cleaning, cladding and signage, tough marks, polishing and the list goes on.

# MS2000

The MotorScrubber MS2000 is a portable, robust heavy duty cleaning tool to be used all day every day. NikAlloy gears manufactured by Hitachi, using car engine valve technology ensure ultimate reliability. Designed for safe and reliable use, this is the ultimate scrubber.

MS2000 is a specialist battery operated machine with an 18cm / 7" scrubbing width created for cleaning detail areas where larger machines cannot access. 100% waterproof\* and submersible in water it's ideal for scrubbing the scum line from swimming pools, fountains and other water features.

The fully adjustable head can be locked into position for vertical cleaning or left to move freely for uneven surfaces.

Available in 3 handle sizes, with a reach of over 4m / 13ft, combined with the solid cast aluminium control handle with soft rubber grip and quick release flip clip, gives you super fast adjustments of the telescopic pole, making the MS2000 perfect for a wide range of cleaning tasks.

Its impressive high torque motor delivering 354rpm lifts the dirt without the need for over exertion by the user. An extremely effective scrubbing speed and is fast enough for polishing. The MS2000 is a real workhorse with 4 hours continuous runtime and recharge of only 8.

## TECHNICAL DATA

BATTERY	12 Volt, 7 Ah sealed lead acid, 2.2kg // 4.8lb
RUN TIME	4 Hours
CHARGING TIME	8 Hours
SCRUBBING WIDTH	18cm // 7.5"
PERFORMANCE	120m <sup>2</sup> /hour // 404ft <sup>2</sup> /hour
LINEAR PERFORMANCE	666m/hour // 2244ft/hour
BRUSH PRESSURE	Practical in use 5kg = 19.7g/cm <sup>2</sup> P // 11lb = 4.48oz/inch <sup>2</sup>
BRUSH RPM	354 rpm
MOTOR TORQUE	11.18g/cm // 1096.3 mN-m
MACHINE WEIGHT	1.5kg // 3.3lb
BACK PACK WEIGHT	2.5kg // 5.5lb
DIMENSIONS MS2000M	W170 x H150 x L1120mm // W6.7 x H5.9 x L44"

## STARTER KIT

The MS2000M Starter Kit includes everything you need to get cleaning; Medium duty brush, green scrubbing pad, red spray cleaning pad, white buffing pad, microfibre pad, pad holder, harness complete with battery and charger and the medium length handle. Long and short handle kits are also available.



### HANDLE

EASY REACH ON/OFF SWITCH

ELECTRICAL CONNECTOR POINT

### HARNESS

HOLDS THE BATTERY AND CHARGER

PADDED FOR ALL DAY WEAR

FULLY ADJUSTABLE WITH STERNUM AND ABDOMEN SUPPORTS

WEIGHS 2.5KG (5.5LB)

### CONTROL HANDLE

ADJUSTABLE TO A COMFORTABLE USER POSITION

SOLID ALUMINIUM

SOFT RUBBER GRIP

### FLIP CLIP

ALLOWS FAST AND EASY ADJUSTMENTS TO THE TELESCOPIC POLE

### HEAD

SEALED HUB WITH HIGH TORQUE MOTOR, 354 RPM

100% WATERPROOF\*

FULLY INTERCHANGEABLE BRUSHES AND PADS FOR ALL TYPES OF TASKS

ADJUSTABLE HEAD FOR CLEANING IN DIFFERENT POSITIONS



# JET

The MotorScrubber Jet with integrated chemical injection gives you an incredible deep clean up to 3m / 10ft high. Boasting all the features of the MS2000 with added spray function removes the need for a separate bucket with chemical.

The fully adjustable jet at the scrubbing head can be angled to your desired position allowing the direct application of solution to surface. The 1l / 0.26 gal chemical tank is securely and neatly contained within the backpack and can be easily removed and replaced for quick refilling.

Our specially formulated range of JET super concentrate, colour coded chemicals have been designed to give an outstanding clean. The easy dose system means no chemical is wasted for the perfect dilution every time.

A commercial grade high pressure pump delivers the cleaning solution through the coiled water pipe, hidden inside the telescopic handle, while the military grade 'LEMO' electrical connectors provide ultra reliability.

For freedom to clean anywhere choose MotorScrubber Jet.

## TECHNICAL DATA

BATTERY	12 Volt, 7 Ah sealed lead acid, 2.2kg // 4.8lb
RUN TIME	3.5 Hours
CHARGING TIME	8 Hours
SCRUBBING WIDTH	18cm // 7.5"
PERFORMANCE	144m <sup>2</sup> /hour // 472ft <sup>2</sup> /hour
LINEAR PERFORMANCE	799m/hour // 2621ft/hour
BRUSH PRESSURE	Practical in use 5kg = 19.7g/cm <sup>2</sup> P // 11lb = 4.48oz/inch <sup>2</sup>
BRUSH RPM	354 RPM
MOTOR TORQUE	11.18g/cm // 1096.3 mN·m
MACHINE WEIGHT	1.75kg // 3.8lb
BACK PACK WEIGHT	3kg // 6.6lb
DIMENSIONS JET	W170 x H150 x L1120mm // W6.7 x H5.9 x L44"
PUMP PRESSURE	7.9 Bar // 116 PSI
PUMP OPEN FLOW	5 Litre / Min // 1.3 Gal / Min

## STARTER KIT

The JET Starter Kit includes everything you need to get cleaning; Medium duty brush, green scrubbing pad, red spray cleaning pad, white buffing pad, microfibre pad, pad holder, harness complete with battery, pump and charger. Also includes 6 FREE Jet super concentrate chemicals and Melamine pad.



### HARNESS

HOLDS THE BATTERY, COMMERCIAL GRADE PUMP, CHEMICAL BOTTLE AND CHEMICAL CARTRIDGES

PADDED FOR ALL DAY WEAR

FULLY ADJUSTABLE WITH ABDOMEN SUPPORT

WEIGHS 3KG (6.6LB)

### CONTROL HANDLE

ADJUSTABLE TO A COMFORTABLE USER POSITION

SOLID ALUMINIUM

SOFT RUBBER GRIP

### HEAD

SEALED HUB WITH HIGH TORQUE MOTOR, 354 RPM

100% WATERPROOF\*

FULLY INTERCHANGEABLE BRUSHES AND PADS FOR ALL TYPES OF TASKS

ADJUSTABLE HEAD FOR CLEANING IN DIFFERENT POSITIONS

### HANDLE

SOFT FOAM END

EASY REACH ON / OFF AND WATER SWITCHES

ELECTRICAL AND WATER CONNECTION POINTS

### FLIP CLIP

ALLOWS FAST AND EASY ADJUSTMENTS TO THE TELESCOPIC POLE

### JET

DIRECT APPLICATION OF CHEMICAL TO SURFACE

ADJUSTABLE JET ANGLE TO SUIT ANY TASK

STAINLESS STEEL JET ARM



# PROWASH

Exterior surfaces have always been a problematic area to clean; manual methods are very labour intensive, often with poor and disappointing results, this is why the MotorScrubber ProWash was developed. This is the only high level portable, mechanical scrubbing and rinsing machine on the market. ProWash boasts an impressive reach of over 4m / 13ft, fresh water capacity of 50L / 13gal and 5L / 1.3gal of super concentrated chemical with adjustable dosing.

This unique system negates the need for tiring and difficult manual scrubbing. Apply chemical at a high level, let MotorScrubber do the scrubbing while gravity pulls down the machine and chemical. Gently move the MotorScrubber from side to side and easily rinse with 50L / 13gal of on demand fresh water.

The cleaning results from 354rpm are outstanding making light work of heavily soiled surfaces. ProWash is excellent for cleaning vinyl siding, cladding, guttering, commercial signage, trucks, trains, planes, boats and any large vehicle.

The solid 304 grade stainless steel skeleton chassis is hand built in Sheffield, England where stainless steel was first invented in 1871. The hard wearing brushed finish won't rust and can withstand the toughest industrial environments.

## PROWASH DATA

BATTERY	12 Volt, 22 Ah sealed lead acid
RUN TIME	Over 8 hours
CHARGING TIME	5.5 Hours
TROLLEY WEIGHT (EMPTY)	35kg // 77lb
PUMP PRESSURE	11 Bar // 160 PSI
PUMP OPEN FLOW	8 Litre / Min // 2.1 Gal / Min

## MOTORSCRUBBER DATA

BATTERY	12 Volt, 7 Ah sealed lead acid
RUN TIME	4 Hours (8 Hours with 2 backpacks)
CHARGING TIME	8 Hours
SCRUBBING WIDTH	18cm // 7.5"
MOTOR TORQUE & POWER	11.18kg/cm - Min 25W - Max 86W
BRUSH RPM	354 rpm
MOTOR TORQUE	11.18g/cm // 1096.3 mN-m
MACHINE WEIGHT	2kg // 4.4lb
BACK PACK WEIGHT	2.5kg // 5.5lb



SIMPLE CONTROLS



QUICK FILL HOSE ADAPTOR



EASY TO ACCESS BATTERY

### HANDLE

- EASY REACH ON / OFF SWITCH
- ELECTRICAL AND WATER CONNECTION POINTS
- EASY PULL TRIGGER

### HANDLE

- HANDLE WITH SOFT FOAM GRIP

### CONTROL PANEL

- ON / OFF SWITCH
- BATTERY LEVEL INDICATOR
- CHEMICAL FLOW CONTROLLER
- PUSH FIT WATER CONNECTOR

### CONTROL HANDLE

- ADJUSTABLE TO A COMFORTABLE USER POSITION
- SOLID ALUMINIUM
- SOFT RUBBER GRIP

### JET

- DIRECT APPLICATION OF CHEMICAL TO SURFACE
- ADJUSTABLE JET ANGLE TO SUIT ANY TASK

### HEAD

- SEALED HUB WITH HIGH TORQUE MOTOR, 354 RPM
- 100% WATERPROOF\*
- FULLY INTERCHANGEABLE BRUSHES AND PADS FOR ALL TYPES OF TASKS
- ADJUSTABLE HEAD FOR CLEANING IN DIFFERENT POSITIONS

### TROLLEY

- HAND BUILT STAINLESS STEEL SKELETON CHASSIS
- FITS TWO 25L (6.6GAL) FRESH WATER BOTTLES
- 20M (65FT) HOSE REEL WITH LOCKING MECHANISM
- EASY ACCESS BATTERY COMPARTMENT
- HOLDER FOR 5L (1.3GAL) CHEMICAL BOTTLE
- PUNCTURE PROOF WHEELS











# HANDY

For a versatile and easy to use handheld battery powered scrubbing tool choose MotorScrubber Handy. All the power you need at your fingertips for an outstanding clean. The highly compact and durable MotorScrubber Handy is waterproof by design making it ideal for use in kitchens, bathrooms and vehicle cleaning. Its ergonomic design allows the user to work effectively and comfortably without tiring.

This rechargeable multi-purpose cleaning tool is a must have for anyone, moving seamlessly between everyday tasks like tile, grout and oven cleaning. It gets into grooves, corners and slits such as tiles, door hinges, around taps and window frames and yet is powerful enough to clean larger surfaces like bathtubs and work surfaces.

The Handy kit comes with multiple heads making light work of any job. We offer a selection of brush kits including the highly recommended stainless steel brush kit, the soft brush buffing kit and scouring pads. For double the runtime don't forget an extra battery.

RECOMMENDED ACCESSORIES			
			
STAINLESS STEEL BRUSH KIT			SCOURING PADS
			
SOFT BRUSH KIT			EXTRA BATTERY



The Handy Kit includes; Handy unit, hard brush, crevice brush, scouring pad, pad holder, battery charger and battery.



## HEAD

EASY TWIST  
INTERCHANGEABLE PADS AND  
BRUSHES

FULLY SUBMERSIBLE IN WATER  
(IPX7 RATED)

## SWITCH

EASY REACH, SEALED, ON/  
OFF SWITCH



## BODY

ANTI SLIP RUBBER FINISH FOR  
MAXIMUM USER GRIP

COMMERCIAL MOTOR PRODUCES  
180RPM

WEIGHS 300G (10OZ) APPROX

DIMENSIONS W75 X H150 X L245MM  
(W2.9 X H5.9 X L9.6") APPROX

## BATTERY

EASY ACCESS BATTERY COMPARTMENT

1 HOUR RUNTIME

3.5 HOUR FAST CHARGE

500 CHARGING CYCLES (CE AND ROHS  
CERTIFIED)



Suction housing development with auto levelling squeegees; Completion early 2018



## FORCE KIT

Scrubber Dryers have been around for over 60 years, while they undoubtedly improved hygiene, saved time and money they all pose the same questions... How do I clean the detail areas, the washrooms, the stairs? While we advanced in cleaning methods of large open areas, you are still compelled to use more traditional, less effective and cost negative methods for hard to clean areas. This was the problem we needed to solve.

Force kit is a specially designed adaptation that can be fitted to any large scrubber dryer in as little as 30 minutes. It utilises the power, clean water and suction from the larger scrubbing unit allowing MotorScrubber to be easily clipped off from its resting position, used to clean around secure fixtures, under tables and chairs, steps, washrooms and all hard to reach places. Clip back and seamlessly continue cleaning your open spaces. Now you can truly deep clean anywhere with one machine.

This ISSA Innovation Award winner is currently in development, for more information or to register your interest in the Force Kit e-mail [force@motorscrubberclean.com](mailto:force@motorscrubberclean.com).



## A FORCE TO BE RECKONED WITH

We captured the premier auto scrubber on the market and combined it with the market leading compact scrubber to make the ultimate cleaning machine, MotorScrubber Force.

Hand built with high grade Inox AISI 304 stainless steel chassis, every component has been selected for its exceptional durability and quality in its class. Each steel element is electro-polished resulting in a product which is 10 times more corrosion resistant against water and chemicals than normal steel. Market leading custom made Enersys XFC batteries gives one of the fastest charges of any battery operated scrubber dryer on the market.

Utilising the power, water and suction from the larger scrubbing unit, MotorScrubber is easily clipped off from its resting position. Use to clean around secure fixtures, under tables and chairs, steps, washrooms and all hard to reach places. Clip back and seamlessly continue cleaning your open spaces.

This symbiotic relationship is a world first in adaptive cleaning, beautifully marrying the very best in cleaning technology. A cost positive investment giving you the ability to clean anywhere with one machine. Save time and money... with FORCE.



## PADS, BRUSHES & ACCESSORIES

Fit all models except the Handy



### MEDIUM DUTY BRUSH

Our most popular and versatile brush, gives a brilliant clean on all internal smooth and textured floors and tiles, non-scratch.

MS1041



### TILE & GROUT BRUSH

Our most abrasive brush has grit filaments for deep cleaning tiles, especially ceramics. Also great for restoring grout.

MS1039TG



### DELICATE BRUSH

Ideal for scrubbing short pile commercial carpets and stairs before extraction cleaning and painted wooden surfaces.

MS1038



### FLAGGED TIPPED BRUSH

This very delicate brush is ideal for dusting air vents and great for vehicle and exterior surface cleaning with the ProWash.

MS1044



### AGGRESSIVE DUTY BRUSH

Perfect for dirty concrete in industrial environments; use on oil, grease, food deposits and exterior surfaces.

MS1039P



### MICROFIBRE PAD

For glass, mirrors and stainless steel polishing. Can also be used for carpet spot cleaning.


MS1053



### SPONGE DISC

For delicate surfaces such as in vehicle cleaning.

MS1030HD



### PAD HOLDER

Velcro drive plate for attaching all our pads.

MS1046



### DIAMOND TWISTER™ RANGE

For Marble, Granite, Terrazzo & Concrete Floors. Just Add Water.

#### White Twister™ Scrub + Restore

Step 1: Removes stains and scratches giving a fresh new layer.

#### Yellow Twister™ Shine Building

Step 2: Starts to build a shine.

#### Green Twister™ Shine + Maintain


Step 3: Adds shine and used for maintaining the surface.

### MAROON STRIP PAD

This super abrasive material is able to dry strip polish, no chemical needed. Ideal for restoring many floor types such as vinyl, altro and more.

**IMPORTANT:** Always complete a test patch first. This pad will make the floor go dull, use Twister™ Diamond afterwards to build a shine.

CODE: MS1069



### ESSENTIALS PAD RANGE

Our essentials pad range have been designed for use in chemical cleaning. Ideal for all types of hard flooring.

- BLACK (MS1060): For stripping floor polish
- GREEN (MS1062): For scrub cleaning greasy kitchens / floors
- BLUE (MS1068): For general floor cleaning
- RED (MS1064): For polishing hard and wooden floors
- WHITE (MS1066): For dry buffing hard floors




### STAIR RISER BRUSH

This is a must have for any facility with stairs, helping improve the hygiene of high traffic areas by reducing dirt and bacteria travelling through a building.

This unique brush cleans the uprise and the step at the same time reducing your cleaning time. With the same filaments as our fantastic medium duty brush giving an exceptional clean to all hard floor surfaces, baseboards and corridor edges.

CODE: MS1049



### CRYSTALISER PAD

Stainless steel pad for crystallising marble. This simple 2 step process lets you achieve a mirror shine; Apply the crystallising chemical to surface and buff until dry. Use a new pad to lock in the shine and give an exceptional hard wearing mirror finish.

CODE: MS1071



### MELAMINE PAD

Using just water this amazing new material sucks dirt out of any smooth washable surface. Ideal for porous stone floors, washable painted surfaces and shoe mark removal.

CODE: MS1070



### SUPER CONCENTRATE JET CHEMICALS

With ease of use in mind each cartridge provides the perfect dilution in 1L / 0.26 gal of water. Store neatly on the Jet harness to take wherever you need to clean. This specially formulated range of super concentrate, colour coded chemicals have been designed to give an outstanding clean.

**DEGREASER:** Perfect for greasy kitchens, walls and floors. CODE: JETF1

**TILE & GROUT:** Ideal for tiled washroom floors and walls. CODE: JETF2

**HARD SURFACE:** For all washable smooth floors and surfaces including glass, mirrors and stainless steel, smear free. CODE: JETF3

PATENTED  
CARTRIDGE  
DESIGN

### INTERCHANGEABLE HANDLES

We offer three size handles ready to tackle any job, fully interchangeable on the MS2000 model. Also try the control handle, giving you extra manoeuvrability while cleaning.

SHORT 38CM FOR EYE LEVEL CLEANING: MS3003-15  
MEDIUM 70 - 140CM FOR FLOOR CLEANING: MS3003-30  
LONG 120 - 240CM FOR HIGH LEVEL CLEANING: MS3003-50  
CONTROL HANDLE: MS3004N



### HARNES COMPLETE

The MS2000 harness gives you total portability allowing you the freedom to clean anywhere. If you want to work longer than 4 hours we highly recommend purchasing a spare harness for 8 hour runtime. You can charge the first while running the second for seamless cleaning around the clock. Compatible with MS2000.

CODE: MS3114C



### CARRY BAGS

We offer two types of carry bag; One for your pads and brushes and one for the MotorScrubber for easy transportation between jobs.

MOTORSCRUBBER CARRY BAG: MS3065  
ACCESSORY CARRY BAG: MS3060



### SPLASH-GUARD KIT

The splash-guard system lets you keep water, cleaning solution and soap right where you want it. The guard gives you a 200° "work zone" and 160° of splash protection. Kit includes a splash-guard bracket, 2" and 6" deflector.

CODE: MS3080



JET; FOR THE  
CLEANING  
AND HYGIENE  
EXPERT

# INNOVATORS IN COMPACT CLEANING

APPROVED DISTRIBUTOR



E&OE

**EUROPE & RoW HELP DESK**  
0044 (0)114 269 8686  
orders@motorscrubberclean.com

**THE AMERICAS HELP DESK**  
(1) 630 326 3107  
usaorders@motorscrubberclean.com

US08/17

**motorscrubberclean.com**